





Tel en kleur het juiste aantal robots.


7




6




3




5




8




0



2



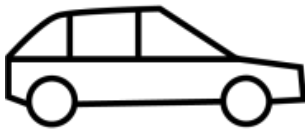
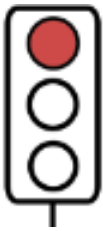
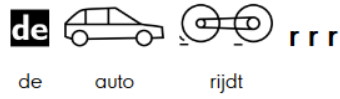
4






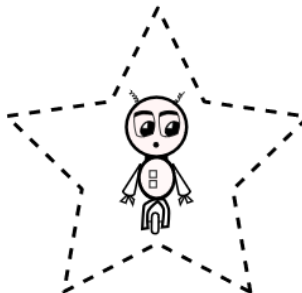







Zet een rood kruisje door de woorden die niet met een R van robot beginnen.


Tip voor mama of papa: doe de letter R na als het geluid van de auto:



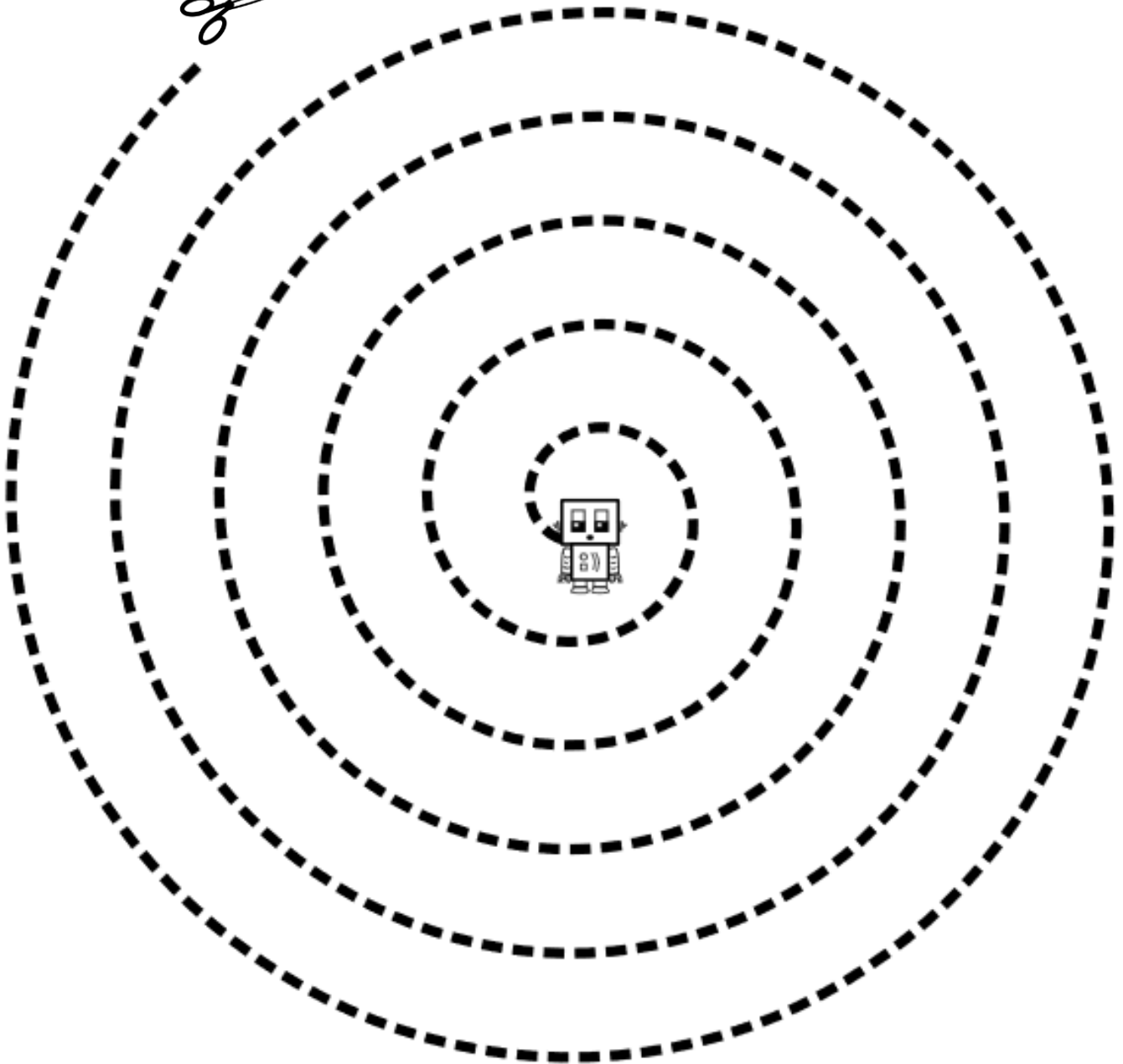


Overtrek de patronen.



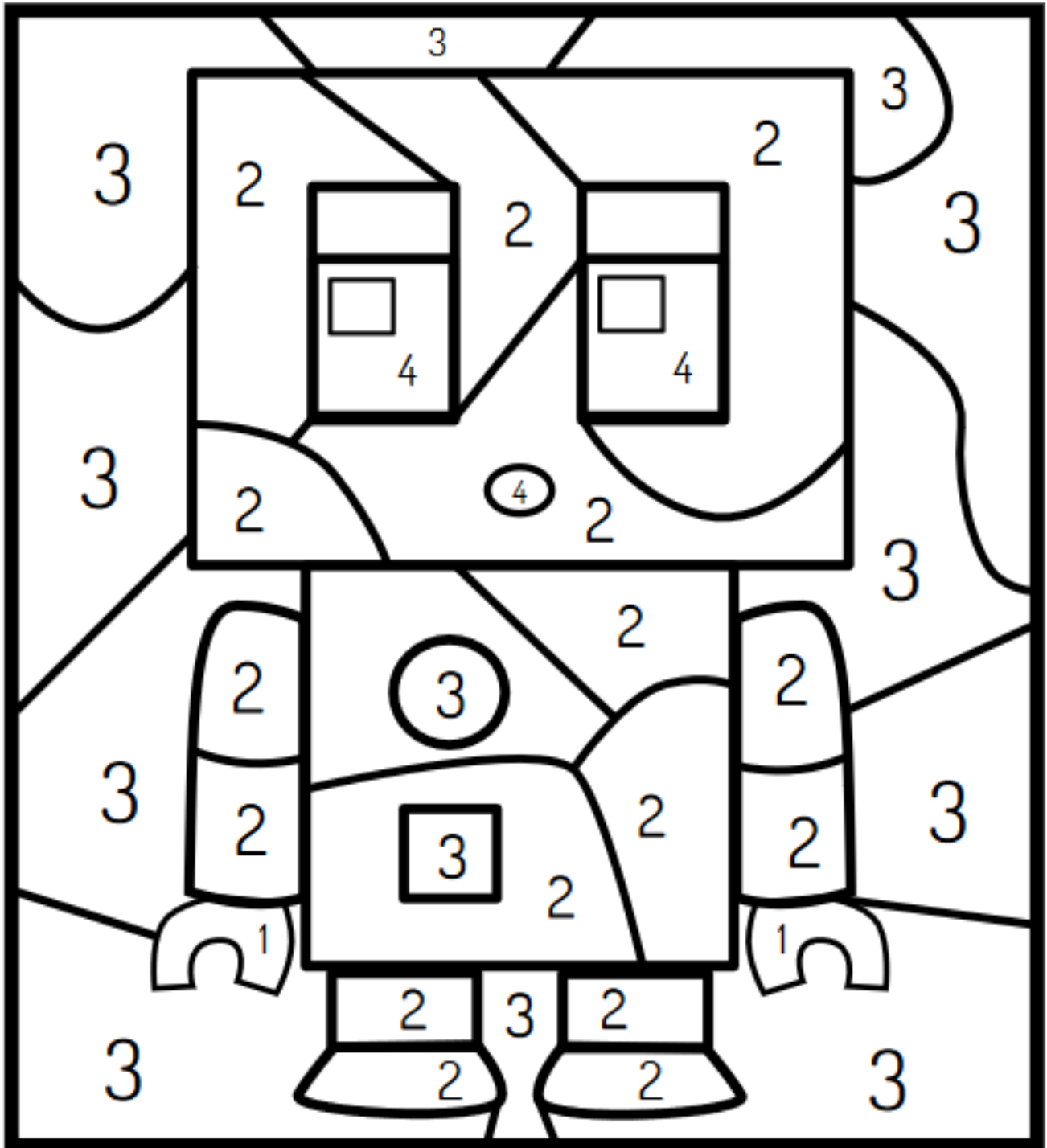


Knip op de lijntjes van aan de schaar tot bij de robot.





Kleur de prent volgens de legende.



1 grijs


2 blauw





































3 oranje

4 zwart





Hoeveel tel je van elk? Kleur de symbolen in dezelfde kleur en omcirkel het juiste cijfer.



		
1 2 3 4 5     	1 2 3 4 5     	1 2 3 4 5     
		
1 2 3 4 5     	1 2 3 4 5     	1 2 3 4 5     




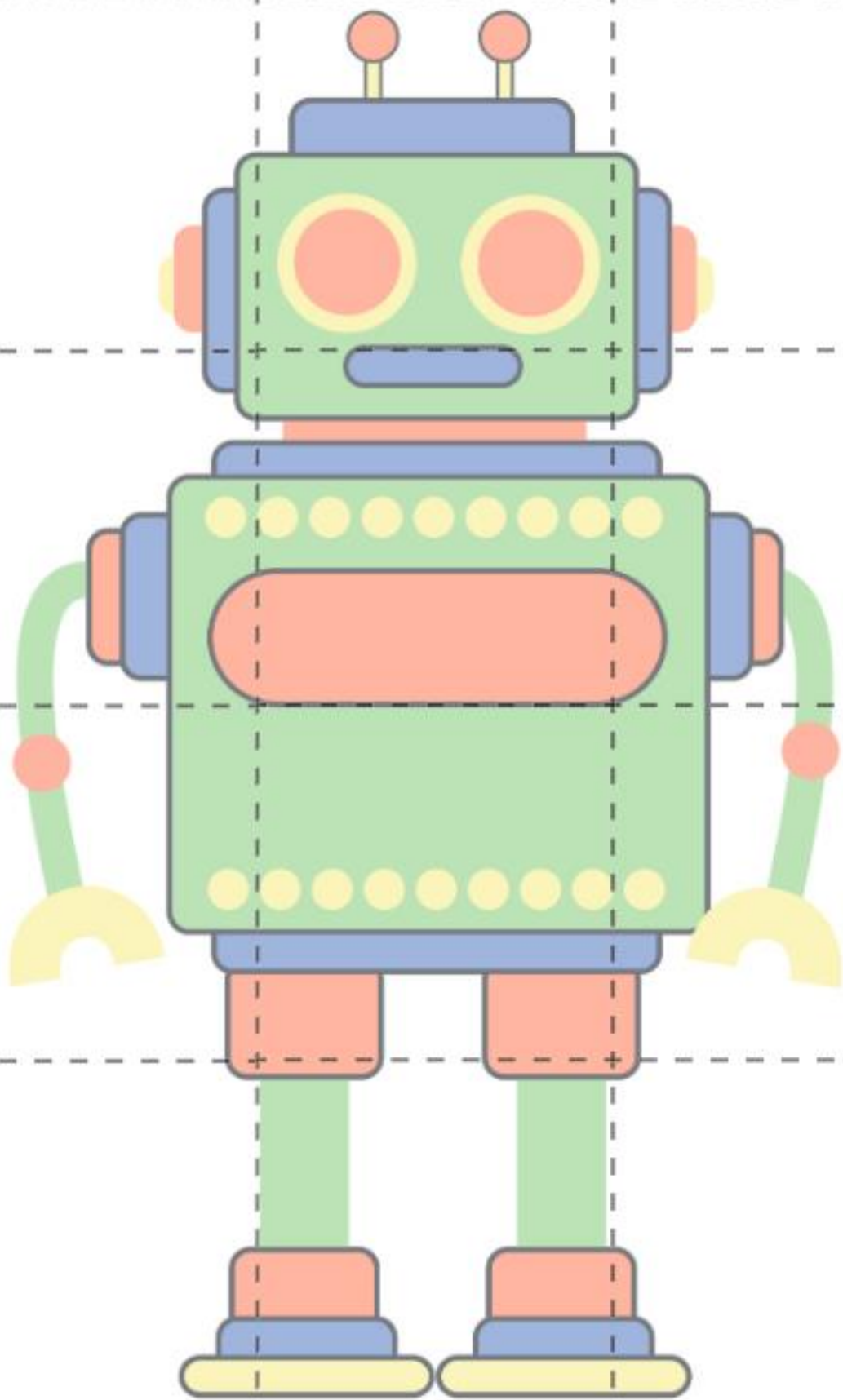
Overtrek de patronen.





Knip stukjes uit en probeer de puzzel te maken. Indien je vlot kan puzzelen, laat dan het voorbeeldplaatje weg.









Help jij de robot naar de finish?



start

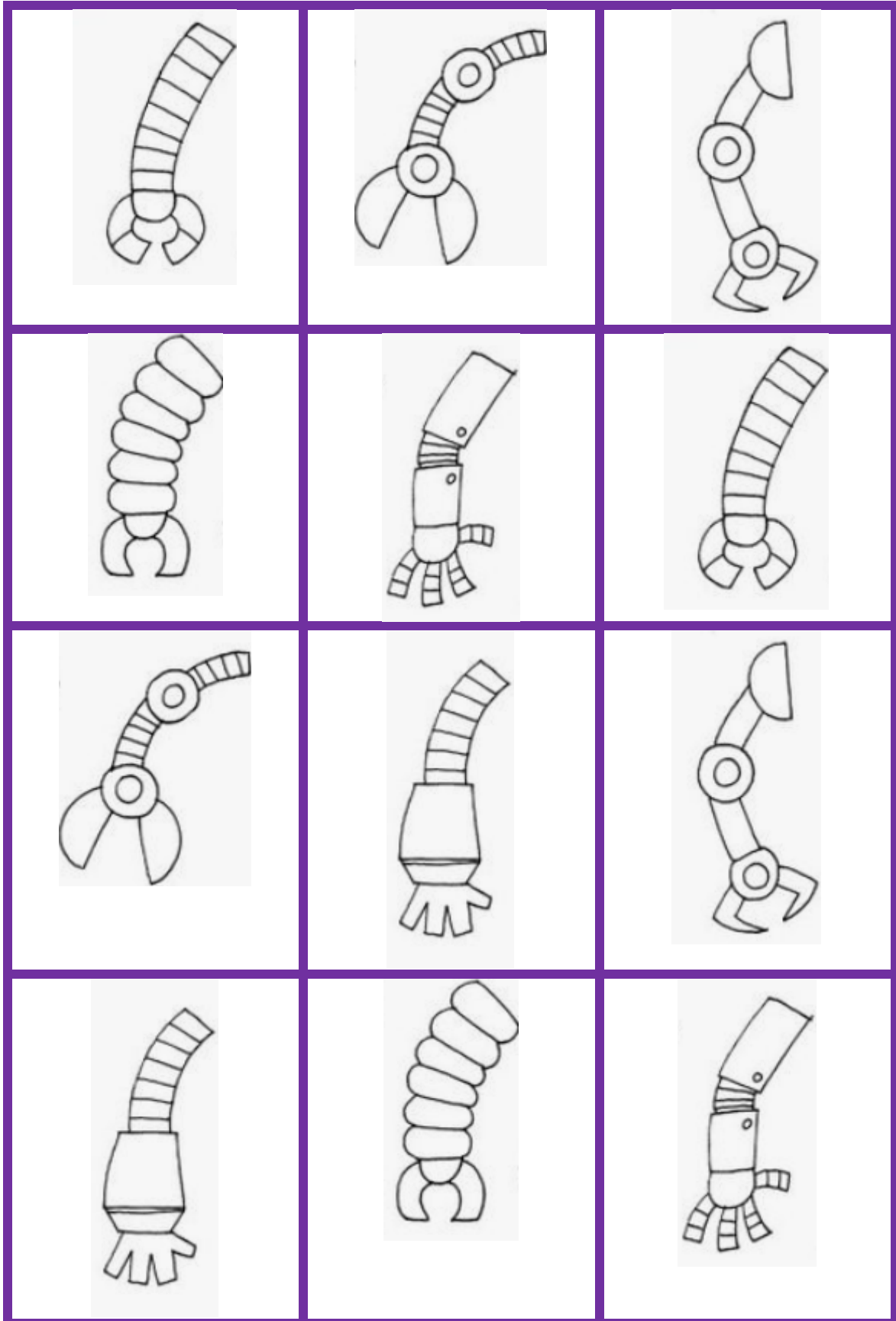


finish







Kleur de robotarmen in dezelfde kleur.






In elk zwart vierkant moeten verschillende robots zitten.
Knip de robots uit en plak ze in het juiste vierkant.






Zin om even te knutselen? Vraag aan je mama of papa
verf en enkele Lego of Duploblokken. Stempel een robot.

Lou maakte met zijn mama een voorbeeld:





mijn robot:

Bronnen:

<https://www.giftofcuriosity.com/robot-sudoku-puzzles-free-printables/>

<https://i.pinimg.com/originals/b4/5f/02/b45f02cb4cec06c716e639d10345d5e1.jpg>

<file:///C:/Users/lkr/AppData/Local/Temp/robot-shape-tracing.pdf>

<file:///C:/Users/lkr/AppData/Local/Temp/robot-pre-writing-practice.pdf>

<file:///C:/Users/lkr/AppData/Local/Temp/robot-shapes-cutting.pdf>

<file:///C:/Users/lkr/AppData/Local/Temp/robot-cutting-practice-spiral.pdf>

<file:///C:/Users/lkr/AppData/Local/Temp/robot-color-by-number.pdf>

<file:///C:/Users/lkr/AppData/Local/Temp/CompteFormes.pdf>

<https://content.kleuteridee.nl/Raar%2C%20maar%20waar%21/Zoek%20de%20goede%20schaduw%20van%20de%20robot%20met%20kleuters%2C%20kleuteridee.nl%2C%20free%20printable.pdf>

<https://content.kleuteridee.nl/Raar%2C%20maar%20waar%21/10.%20Puzzel%20robot%2C%20kleuteridee%2C%20t%20hema%20techniek%2C%20Preschool%20robot%20puzzle%2C%20free%20printable.pdf>

<https://cdn.shopify.com/s/files/1/0591/9493/files/LT031-robot-girl-busy-lizzie-robot-lottie-doll-printable-maze-for-kids.jpg>

www.pictoschrijver.nl

<https://content.kleuteridee.nl/Wij%20bouwen%20een%20huis/Schrijfpatroon%2C%20thema%20huizen%20bouwen%2C%20kleuteridee%2C%20free%20printable.pdf>