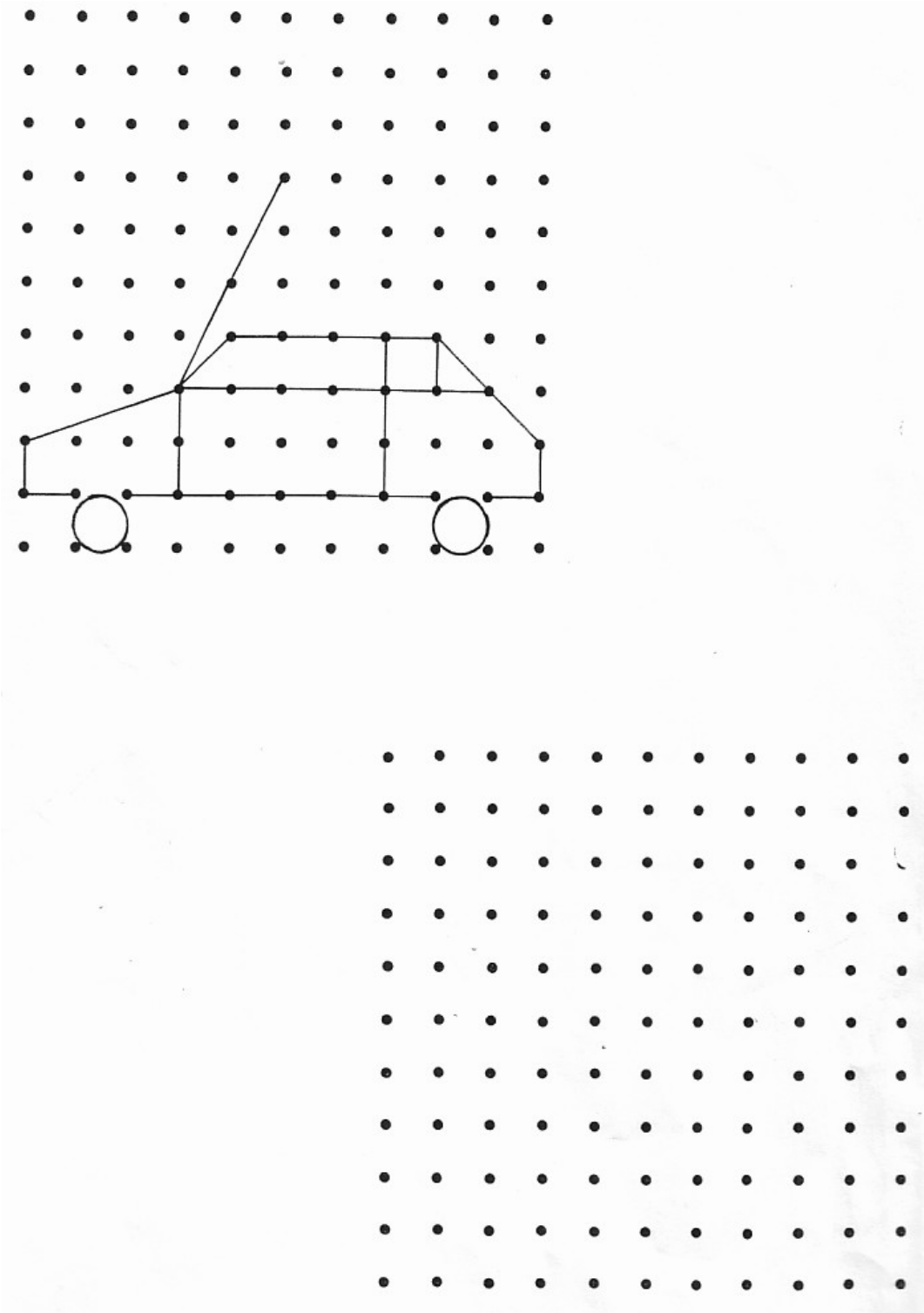


naam: nr: datum:

Rekenen: Concentratieoefeningen: Raamfiguren

WERKBLAD

Teken de figuur na .




naam: nr: datum:

Rekenen: Concentratieoefeningen: Raamfiguren

WERKBLAD

Teken de figuur na .




naam: nr: datum:

Rekenen: Concentratieoefeningen: Raamfiguren

WERKBLAD

Teken de figuur na .



naam:	nr:	datum:
Rekenen: Concentratieoefeningen: Raamfiguren		
WERKBLAD		

Teken de figuur na .

The image shows a 4x3 grid of dot patterns. Each row contains a target figure on the left and a blank 3x3 dot grid on the right. The target figures are:

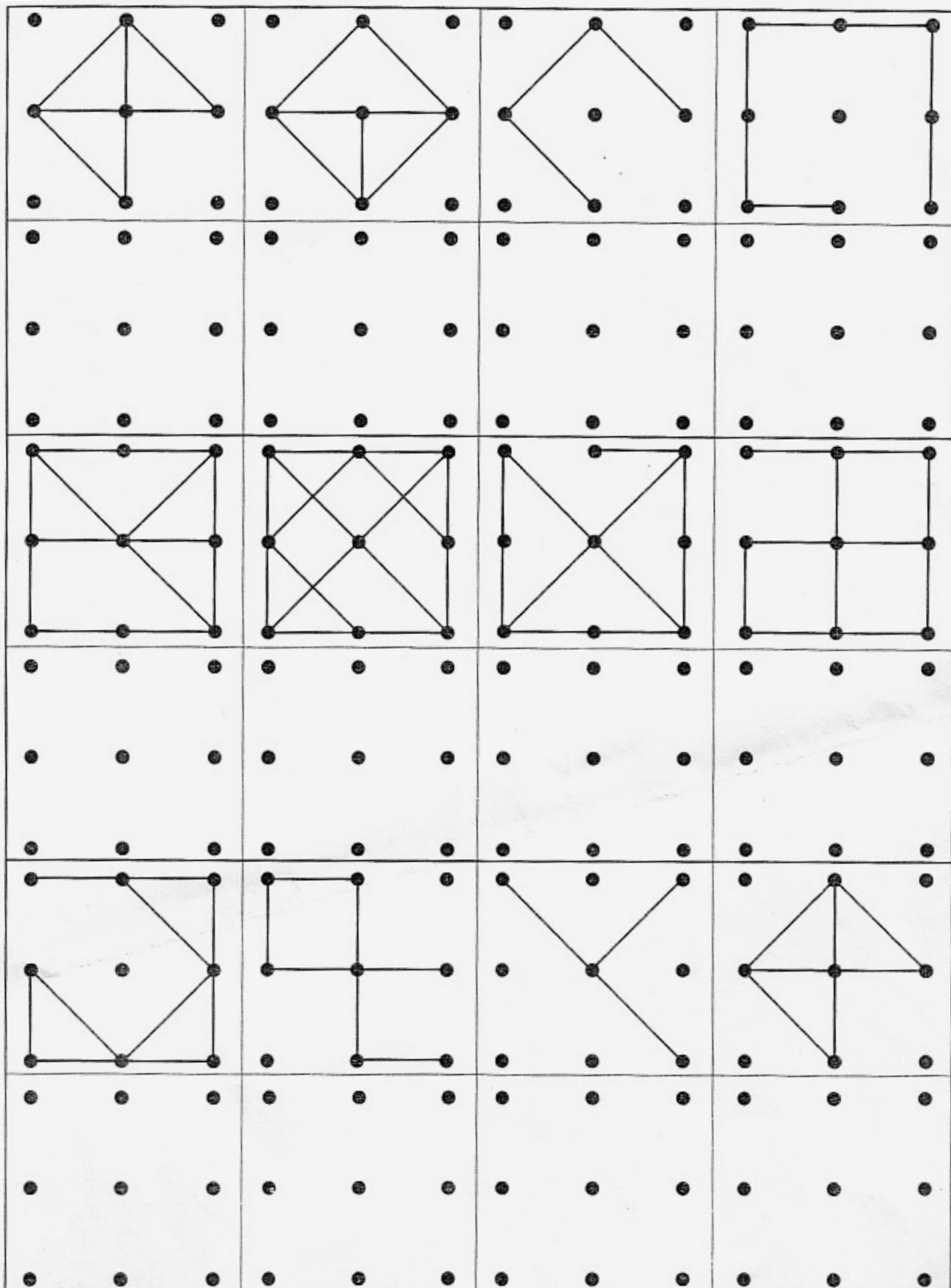
- Row 1: A 3x3 grid with a central dot. Lines connect the center to the top-right, top, and bottom-right dots. A vertical line connects the top and bottom dots in the rightmost column.
- Row 2: A 3x3 grid with a central dot. Lines connect the center to the top-left, top, and bottom-left dots. A vertical line connects the top and bottom dots in the rightmost column.
- Row 3: A 3x3 grid with a central dot. Lines connect the center to the top-left, top, and bottom-right dots. A vertical line connects the top and bottom dots in the rightmost column.
- Row 4: A 3x3 grid with a central dot. Lines connect the center to the top-left, top, and bottom-left dots. A vertical line connects the top and bottom dots in the rightmost column.

naam: nr: datum:

Rekenen: Concentratieoefeningen: Raamfiguren

WERKBLAD

Teken de figuur na .



naam: nr: datum:

Rekenen: Concentratieoefeningen: Raamfiguren

WERKBLAD

Teken de figuur na .

The image shows a 4x4 dot grid with four figures to be drawn. Figure 1 is a diamond shape with vertices at (1,2), (2,1), (2,3), and (3,2) on a 0-3 coordinate system. Figure 2 is a square with vertices at (1,1), (3,1), (3,3), and (1,3). Figure 3 consists of two squares sharing a side, with vertices at (1,1), (2,1), (2,2), (1,2) and (2,2), (3,2), (3,3), (2,3). Figure 4 consists of two squares sharing a side, with vertices at (1,1), (2,1), (2,2), (1,2) and (2,2), (2,3), (3,3), (2,4).

naam:	nr:	datum:
Rekenen: Concentratieoefeningen: Raamfiguren		
WERKBLAD		

Teken de figuur na .

